

# Caroline County Public Schools Public Forum for Redistricting

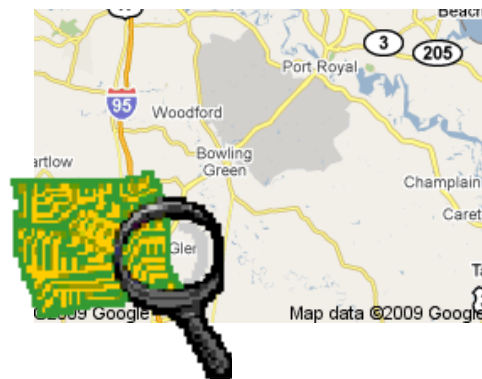
**WHAT:** Redistricting for the Madison Elementary and Lewis & Clark Elementary attendance zones for the school year 2010-2011. See, hear and provide input in redistricting discussions between Madison Elementary School and Lewis and Clark Elementary School. This one hour meeting will determine which students will be effected by this change. Don't miss this opportunity to play a key role in assisting the county redistrict.

**WHERE:** Lewis & Clark Elementary School Cafeteria

**WHEN:** January 21, 2010 6:30 p.m.

**WHO:** All residents are welcome to attend

**For more information please call:  
Harold Pellegreen at 448-0175**



# Caroline County Public Schools Public Forum for Redistricting

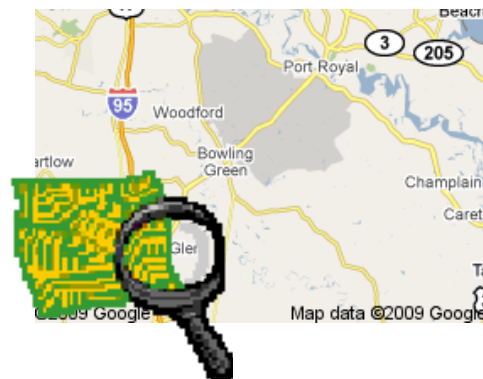
**WHAT:** Redistricting for the Madison Elementary and Lewis & Clark Elementary attendance zones for the school year 2010-2011. See, hear and provide input in redistricting discussions between Madison Elementary School and Lewis and Clark Elementary School. This one hour meeting will determine which students will be effected by this change. Don't miss this opportunity to play a key role in assisting the county redistrict.

**WHERE:** Madison Elementary School Cafeteria

**WHEN:** January 19, 2010 6:30 p.m.

**WHO:** All residents are welcome to attend

**For more information please call:  
Michelle Hinegardner at 448-2171**



Agenda for Redistricting Public Forums

***Madison – January 19, 2010 @ 6:30 p.m.***

***Lewis and Clark – January 21, 2010 @ 6:30 p.m.***

Call to Order

6:30 p.m.

Explanation of Redistricting Process

Community Input

Closing

***Attendance Zone Revision for Lewis & Clark and Madison Calendar***

October 21, 2009	Attendance Zone Committee Organizational Meeting
November 16, 2009	Attendance Zone Committee Work Session Vote on Proposal Lewis & Clark at 9:00 am
January 11, 2010	School Board Presentation
January 19, 2010	Public Forum at Madison (6:30 pm)
January 21, 2010	Public Forum at Lewis & Clark (6:30pm)
January 28, 2010	Attendance Zone Committee Work Session (Review/Revise Proposal after Public Forum Feedback) SBO (Peach Room)@ 9:00 am

**February 8, 2010:**

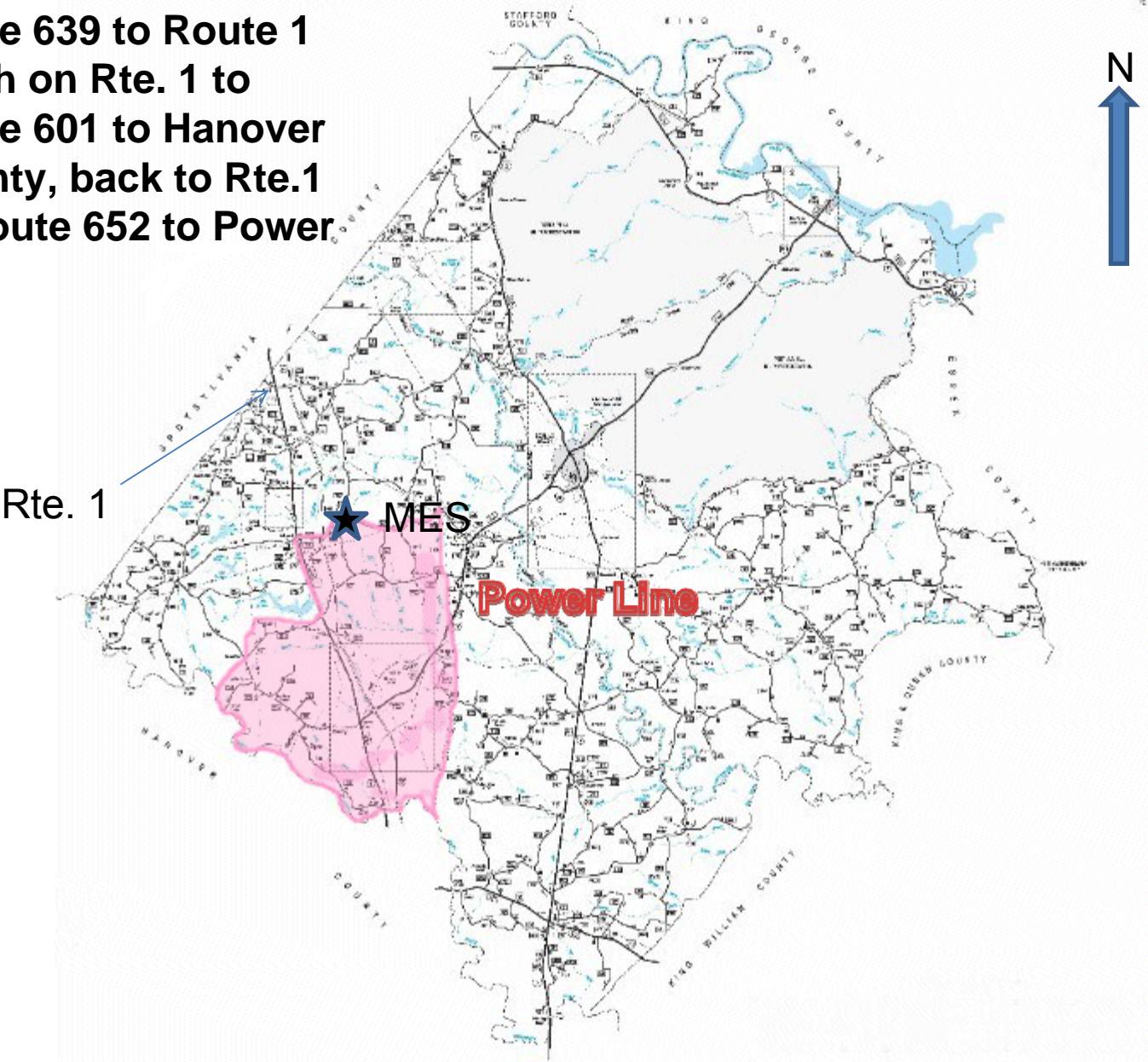
- **School Rezoning Public Hearing; 6:00 p.m., CMS**
- **Presentation to School Board for approval; 6:30 p.m., CMS**

## ATTENDANCE ZONE COMMITTEE GUIDELINES

location of the projected growth in the county.  
*Schools located in attendance zones with the higher growth areas should have smaller initial enrollment to allow for future growth preventing early adjustments to school zones.*

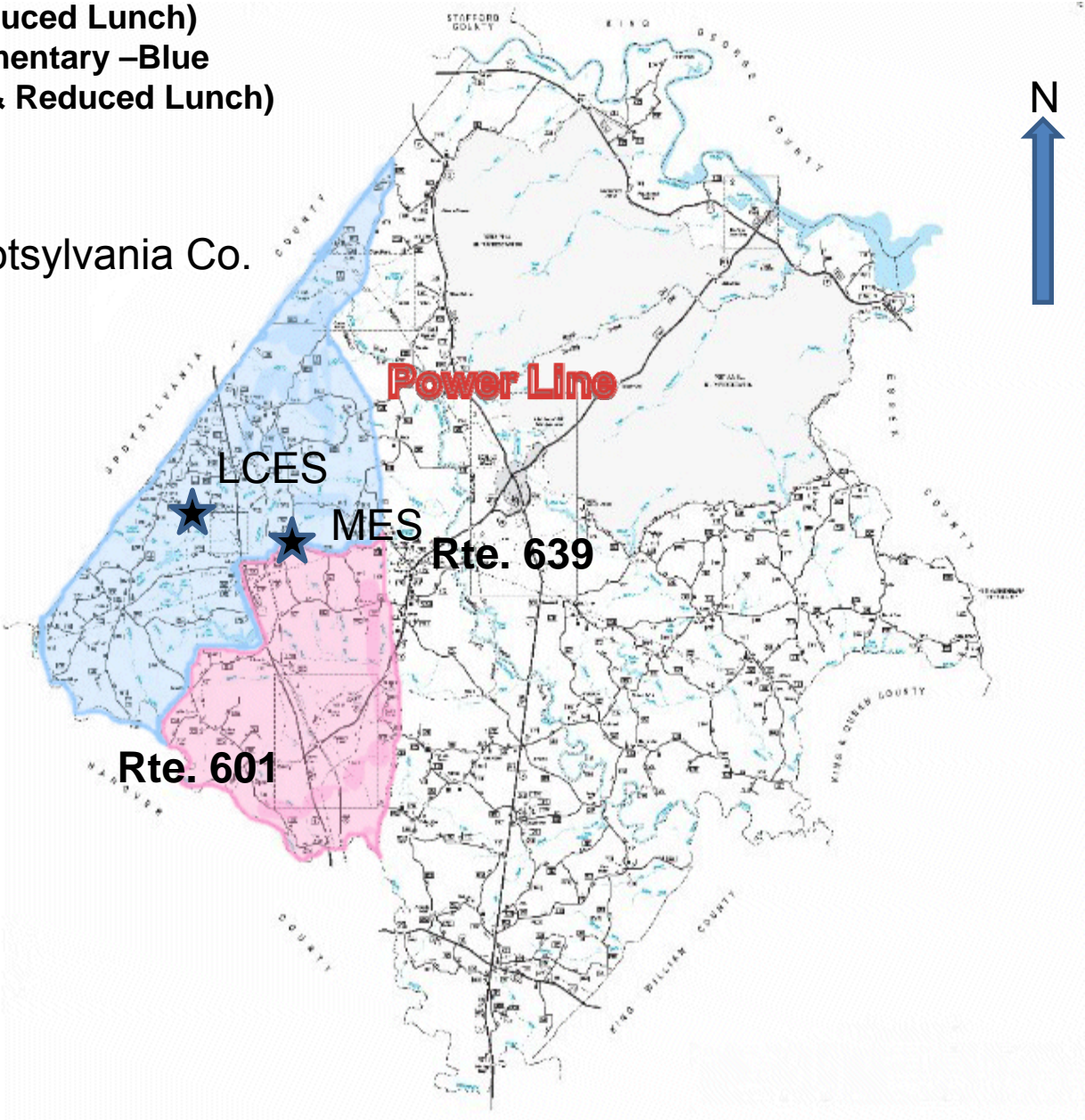
- ▶ Allow rising "senior students" (grades 5), the option of remaining at their current school after rezoning.
- ▶ Minimize movement of students from areas or subdivisions moved in the last rezoning process. Movement of students more than once during elementary school should be avoided as much as possible. It is recognized, however, that this cannot be totally accomplished due to accelerated growth in our school division.
- ▶ Attempt to maintain subdivisions within one school zone.  
*Ensuring that subdivisions are maintained within one school zone promotes community togetherness.*
- ▶ Consider "travel time" students spend on the school bus.  
*The length of time a student spends traveling to and from school should be limited as much as possible.  
There should be an attempt to reduce the total average time school buses travel to and from school.*
- ▶ Use primary roads and natural landmarks as zone dividing lines. *Secondary roads may be divided at intersections when necessary. Communities are maintained when roads are not divided in the establishment of school zones.*
- ▶ Students should attend elementary school in the same geographical area of the county. *Families are more likely to support schools and be involved in their child's education when attending schools in their own community.*

Madison Elementary  
Pink Shade is  
Route 639 to Route 1  
south on Rte. 1 to  
Route 601 to Hanover  
County, back to Rte.1  
to Route 652 to Power  
line.



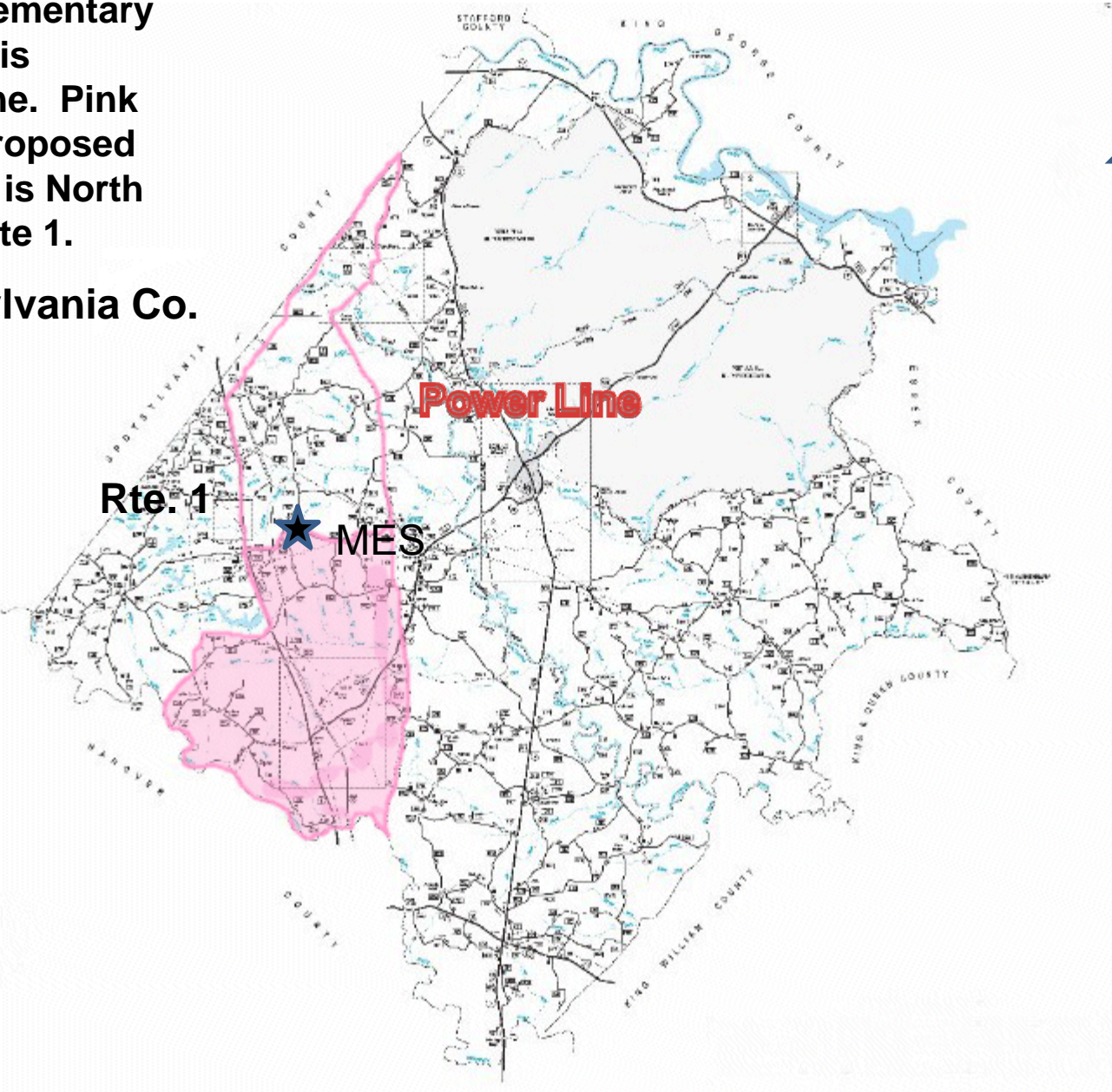
**Madison Elementary - Pink (Has 52.86% Free & Reduced Lunch)**  
**Lewis & Clark Elementary –Blue (has 47.31% Free & Reduced Lunch)**

Spotsylvania Co.



**Madison Elementary  
Pink shade is  
existing zone. Pink  
outline is proposed  
zone which is North  
East of Route 1.**

**Spotsylvania Co.**

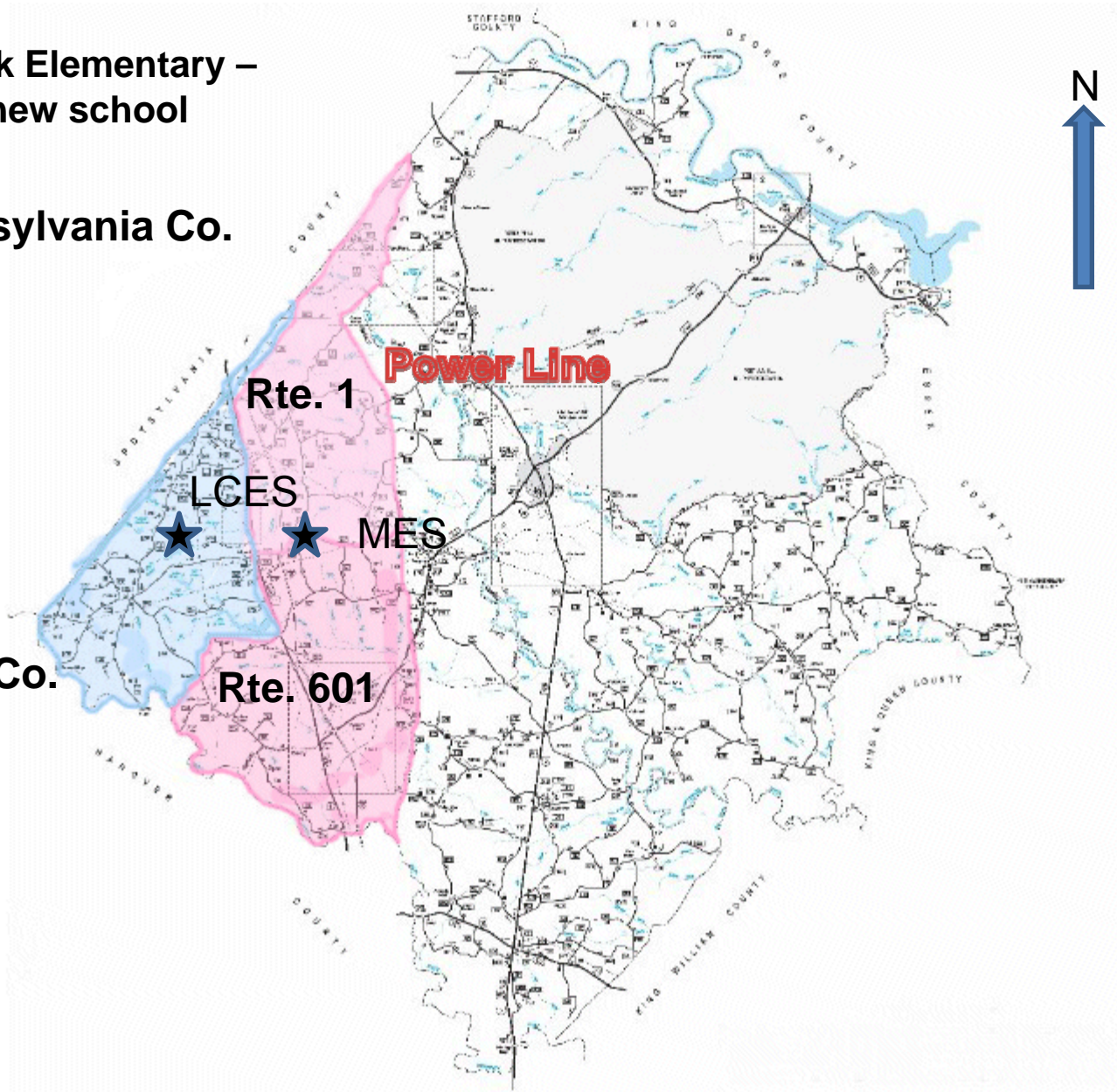


**Madison Elementary - Pink  
will be new school zone.**

**Lewis & Clark Elementary –  
Blue will be new school  
zone.**

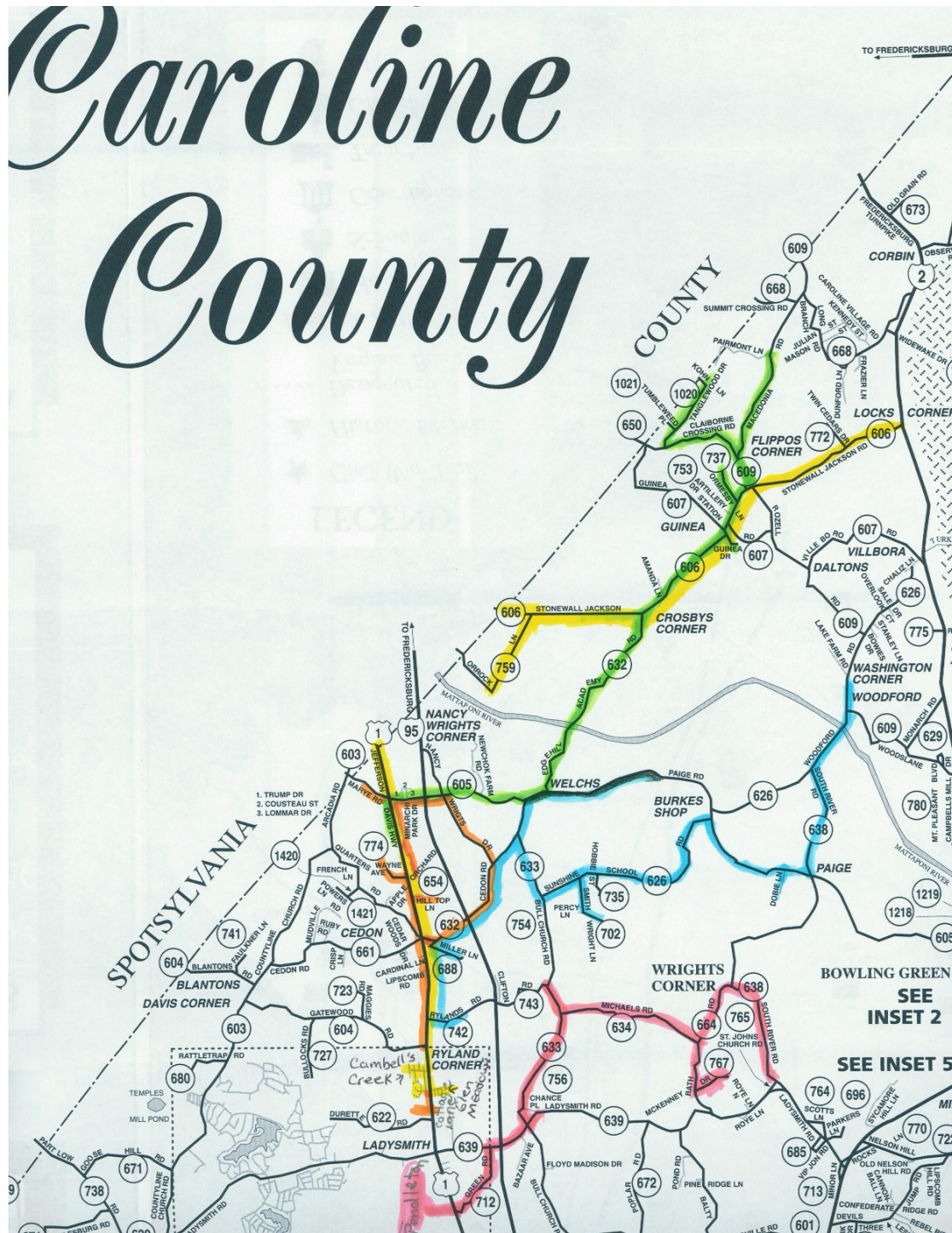
**Spotsylvania Co.**

**Hanover Co.**





# Caroline County



## Effected Bus routes from LCES to MES

### Bus 1 Sharlene Allen

638 South River Road (7) 664 Bath Road. (7)  
 767 McKinney Drive (2) 633 Bull Church Road (1)  
 Pendleton → Legacy Lane (3) → Patriot Lane (1) → E.P. Drive (1) →  
 Democracy Lane (1) Route 1 Jefferson Davis Highway (2)

Total Number of Students: 31

### Bus 17 Buffy Ratliff

606 Stonewall Jackson Rd. (9) Campbell's Creek Subdivision (11)  
 Glen Meadows Trailer Park (24)

Total Number of Students: 44

### Bus 50 Deanna Calhoun

Pickup High School on Sea Cliff Drive (1)  
 Pickup Middle School in Lake Caroline (2) Cottage Lane (1)  
 Route 1 Jefferson Davis Highway (3) 632 Cedon Road (1)  
 605 Nancy Wright Drive (8) Minarchi Trailer Park (10) 774 Wayne Ave (7)  
 Hill Top (7)

Total Number of Students: 37

### Bus 55 Kathleen Brown

605 Paige Road (10) Dolbie Lane (1) 626 Sunshine School Road (6)  
 702 Smith Wright Lane (10) 632 Cedon Rd (3) 688 Miller Lane (2)  
 742 Rylands Road (1)

Total Number of Students: 33

### Bus 57 Gloria Bolden

609 Macedonia Road (14) 650 Claiborne Crossing/Campbell Drive (4)  
 Arrow Wood Drive (5). 1020 Tanglewood Drive (4) Lone Pine Drive (1)  
 737 Ormesby Lane (1) Stonewall Lane (1) 607 Guinea Drive (3)  
 632 Edgehill Academy Rd (2)

Total Number of Students: 35

BUS #	PRE-HS	K	1	2	3	4	5	TOTAL
LEWIS AND CLARK ELEMENTARY								
1	0	2	6	10	4	3		25
17	3	6	11	6	6	6		38
50	0	7	7	10	2	7		33
55	4	12	4	3	5	4		32
57	3	2	5	4	3	8		25
	10	29	33	33	20	28		153

# School wide Pupil-Teacher Ratio and Individual Class Size Requirements by Percent Free Lunch Eligibility for the FY 2010 K-3 Program

<b>Qualifying School Percentage of Students Approved Eligible for Free Lunch</b>	<b>Required Grades K-3 School wide Ratio</b> (Excludes teacher aides, librarians, guidance counselors, and SPED teachers)	<b>Required Maximum Individual Class Size</b>
16% but less than 30%	20 to 1	25
30% but less than 45%	19 to 1	24
45% but less than 55%	18 to 1	23
55% but less than 65%	17 to 1	22
65% but less than 70%	16 to 1	21
70% but less than 75%	15 to 1	20
75% or more	14 to 1	19

# Free/Reduced % as of September 30, 2009

<b>School</b>	<b>Rate</b>
Bowling Green Primary	66.91%
Bowling Green Elementary	67.80%
Madison Elementary	52.86%
Lewis and Clark Elementary	47.31%

# Proposed 2010-2011 School Year Status

<b>Qualifying School Percentage of Students Approved Eligible for Free Lunch</b>	<b>Required Grades K-3 School wide Ratio</b>	<b>Required Maximum Individual Class Size</b>	<b>Current School Status</b>
16% but less than 30%	20 to 1	25	
30% but less than 45%	19 to 1	24	
45% but less than 55%	18 to 1	23	MES, LCES
55% but less than 65%	17 to 1	22	
65% but less than 70%	16 to 1	21	BGE, BGP
70% but less than 75%	15 to 1	20	
75% or more	14 to 1	19	

# Notes

- The F/R lunch percentage used for K-3 class size determinations is based on a previous year, not current year. As our F/R lunch rate increases, maximum individual class sizes will decrease.
- SPED students who receive more than 50% of their weekly instruction with a SPED teacher are not included in the K-3 calculation.
- **Maximum class size for grades 4 and 5 is 35.**

# School Capacity

Location	Approx Sq. footage	Approx Acreage	Classrooms	Capacity	Enrolled	Trailer's In Use	Trailer's Not in Use
Bowling Green Elementary	36537	14	22	345	382	7	0
Bowling Green Primary	47143	14.22	30	418	426	5	5
Madison Elementary	45165	10	27	440	404	4	5
Lewis and Clarke Elem	92177	22.05	48	950	1052	0	0
	221022	60.27	127	2153	2210	16	10

# School Ethnicity

<b>SCHOOL</b>	<b>Black</b>	<b>White</b>	<b>Hispanic</b>	<b>Other</b>
<b>BGP</b>	40.37%	52.34%	4.90%	2.35%
<b>BGE</b>	37.00%	59.16%	3.14%	1.00%
<b>MES</b>	43.06%	49.26%	3.46%	4.20%
<b>LCES</b>	24.71%	64.35%	4.75%	6.46%

# Bus Ethnicity

(number of students)

<b>BUS</b>	<b>Black</b>	<b>White</b>	<b>Hispanic</b>	<b>Other</b>
<b>1</b>	9	18	0	2
<b>17</b>	18	20	0	0
<b>50</b>	4	30	3	0
<b>55</b>	14	9	0	0
<b>57</b>	11	20	0	0
<b>Total</b>	<b>56</b>	<b>97</b>	<b>3</b>	<b>2</b>

# Bus Disadvantaged Students

<b>BUS</b>	<b>Disadvantaged Students</b>
<b>1</b>	10
<b>17</b>	26
<b>50</b>	25
<b>55</b>	20
<b>57</b>	13
<b>Total</b>	<b>94</b>

# MES

Classrooms	Grade	Current Number 2009-10	Maximum Class Size 2009-10	+ or -	Maximum Class Size 2010-11	+ or -
1	PK(1)	18	18	0	18	0
2	ECSE	5	12	+7	12	+7
3	SPEDK-2	9	12	+3	12	+3
4	HS	20	20	0	20	0
5	K(1)	18	24	+6	23	+5
6	K(2)	17	24	+7	23	+6
7	K(3)	17	24	+7	23	+6
8	1(1)	19	24	+5	23	+4
9	1(2)	21	24	+3	23	+2
10	1(3)	20	24	+4	23	+3
11	2(1)	19	24	+5	23	+4
12	2(2)	19	24	+5	23	+4
13	2(3)	18	24	+6	23	+5
14	3(1)	19	24	+5	23	+4
15	3(2)	20	24	+4	23	+3
16	3(3)	20	24	+4	23	+3
17	4(1)	22	25	+3	28	+6
18	4(2)	18	25	+7	28	+10
19	4(3)	22	25	+3	28	+6
20	5(1)	27	25	-2	28	+1
21	5(2)	28	25	-3	28	+0
TOTAL		396		+79		+82

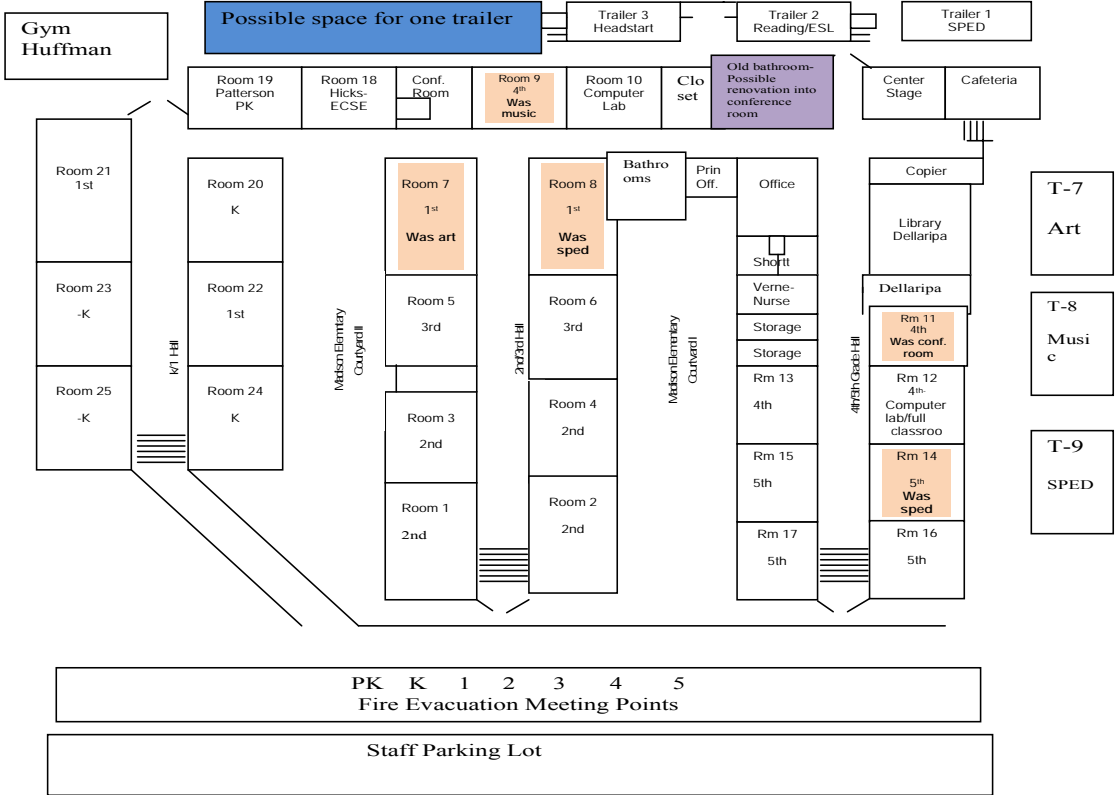
# Proposed Additional Class Rooms at MES

Need additional space for 2 third grade classrooms, one SPED, and conference room- which would be Trailers and possibly conference room in renovated bathroom.

Trailer 6 remove

Trailer 5 remove

Trailer 4 Speech



## Potential Cost for Re-districting at MES

Cost to Remove existing Trailers      \$5,700

Cost to hookup electricity to existing trailers \$ 2,000

Cost to add a Trailer for 2 classrooms \$45,000

TOTAL - \$59,700.00

# BGP

Classrooms	Grade	Current Number 2009-10	Maximum Class Size 2009-10	+ or -	Maximum Class Size 2010-11	+ or -
1	PK(1)	18	18	0	18	0
2	PK(2)	18	18	0	18	0
3	PK(3)	17	18	+1	18	+1
4	ECSE	7	n/a		n/a	
5	AUT.ECSE-K-5	5	n/a		n/a	
6	AUT.K/1/ 2-5	5	n/a		n/a	
7	K(1)	20	23	+3	21	+1
8	K(2)	18	23	+5	21	+3
9	K(3)	20	23	+3	21	+1
10	K(4)	20	23	+3	21	+1
11	K(5)	21	23	+2	21	0
12	K(6)	20	23	+3	21	+1
13	1(1)	20	23	+3	21	+1
14	1(2)	21	23	+2	21	0
15	1(3)	20	23	+3	21	+1
16	1(4)	21	23	+2	21	0
17	1(5)	21	23	+2	21	0
18	1(6)	20	23	+3	21	+1
19	2(1)	17	23	+6	21	+4
20	2(2)	14	23	+9	21	+7
21	2(3)	17	23	+6	21	+4
22	2(4)	19	23	+4	21	+2
23	2(5)	19	23	+4	21	+2
24	2(6)	16	23	+7	21	+5
TOTAL		395		+71		+35

# LCES

Classrooms	Grade	Current Number 2009-10	Maximum Class Size 2009-10	+ or -	Maximum Class Size 2010-11	+ or -
1	PK (1)	18	18	0	18	0
2	PK (2)	18	18	0	18	0
3	PK (3)	20	20	0	20	0
4	K (1)	24	25	+1	23	-1
5	K(2)	25	25	0	23	-2
6	K(3)	24	25	+1	23	-1
7	K (4)	25	25	0	23	-2
8	K (5)	24	25	+1	23	-1
9	K(6)	24	25	+1	23	-1
10	K (7)	25	25	0	23	-2
11	1 (1)	25	25	0	23	-2
12	1 (2)	24	25	+1	23	-1
13	1 (3)	24	25	+1	23	-1
14	1 (4)	24	25	+1	23	-1
15	1 (5)	24	25	+1	23	-1
16	1 (6)	25	25	0	23	-2
17	1 (7)	24	25	+1	23	-1
18	2 (1)	22	25	+3	23	+1
19	2 (2)	19	25	+6	23	+4
20	2 (3)	22	25	+3	23	+1
21	2 (4)	22	25	+3	23	+1
22	2 (5)	21	25	+4	23	+2
23	2 (6)	22	25	+3	23	+1
24	2 (7)	21	25	+4	23	+2
25	3 (1)	22	25	+3	23	+1
26	3 (2)	26	25	-1	23	-3
27	3 (3)	25	25	0	23	-2
28	3 (4)	28	25	-3	23	-5
29	3 (5)	26	25	-1	23	-3
30	3 (6)	28	25	-3	23	-5
31	4 (1)	25	28	+3	28	+3
32	4 (2)	27	28	+1	28	+1
33	4 (3)	25	28	+3	28	+3
34	4 (4)	30	28	-2	28	-2
35	4 (5)	22	28	+6	28	+6
36	4 (6)	27	28	+1	28	+1
37	4 (7)	27	28	+1	28	+1
38	5 (1)	27	28	+1	28	+1
39	5 (2)	27	28	+1	28	+1
40	5 (3)	24	28	+4	28	+4
41	5 (4)	27	28	+1	28	+1
42	5 (5)	26	28	+2	28	+2
43	5 (6)	27	28	+1	28	+1
44-49	6 Sped Rooms		N/A		N/A	
TOTAL		1042		+53		-1

## Potential Classrooms at LCES

There are currently two half sized classrooms that could be used for SMALL regular education classrooms. (One currently used by ESL and the other is used for tutoring.) There is one computer lab off the library that could be turned into a regular education classroom.

# BGE

Classrooms	Grade	Current Number 2009-10	Maximum Class Size 2009-10	+ or -	Maximum Class Size 2010-11	+ or -
1	3(1)	21	23	+2	21	0
2	3(2)	22	23	+1	21	-1
3	3(3)	20	23	+3	21	+1
4	Spec. Ed	0	N/A		N/A	
5	3(4)	22	23	+1	21	-1
6	3(5)	20	23	+3	21	+1
7	Spec. Ed	2	N/A		N/A	
8	3(6)	21	23	+2	21	0
9	3-5 Art		N/A		N/A	
10	Comp.lab		25			
11	Comp.lab		25			
12	Comp.lab		25			
13	4(1)	19	28	+9	28	+9
14	4(2)	19	28	+9	28	+9
15	4(3)	19	28	+9	28	+9
16	4(4)	20	28	+8	28	+8
17	4(5)	19	28	+9	28	+9
18	3-5 Reading		N/A		N/A	
19	4(6)	21	28	+7	28	+7
20	Spec. Ed		N/A		N/A	
21						
22	Conf Rm.					
23	5(1)	19	28	+9	28	+9
24	5(2)	20	28	+8	28	+8
25	5(3)	20	28	+8	28	+8
26	5(4)	18	28	+10	28	+10
27	5(5)	19	28	+9	28	+9
28	5(6)	19	28	+9	28	+9
29	5(7)	20	28	+8	28	+8
TOTAL		380		+124		+112

# Teacher Impact at LCES and MES

Teachers will be transferred to Madison from Lewis & Clark to handle the additional students that will be moved due to the Re-Districting.

Additional Teachers to be hired, will only be as needed .